



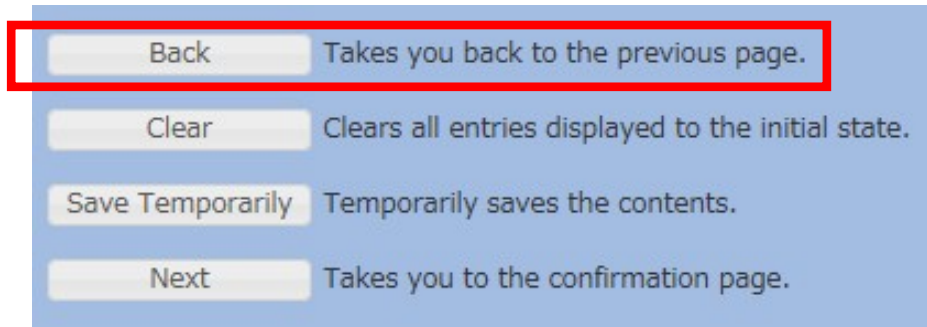
NEW!

Applying for Study Abroad Programs via UTAS

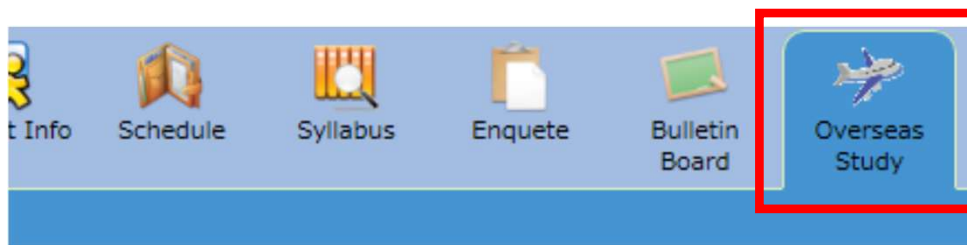
Application procedures guidance
Short-Term Study Abroad Programs

0. Notes

- Using the "Back" button of the browser may cause errors. Please use the "Back" button at the bottom of the page.

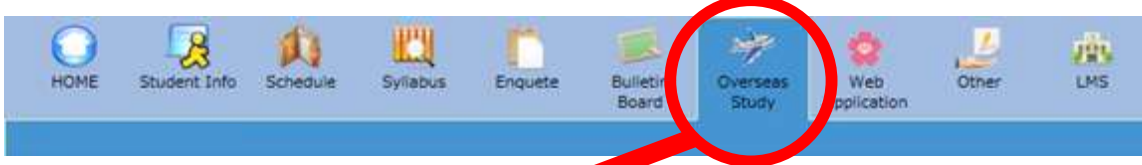


- If an error occurs, please click the "Overseas Study" tab and return to the top page for Overseas Study.



1. Opening the “Overseas Study” Page

① Select the “Overseas Study” tab on the UTAS homepage



② This directs you to the “Applications for Study Abroad Programs” page

Application for Study Abroad Programs/Application List

Help

Name		Student ID No.	
Faculty/Graduate School	Faculty of Medicine School of Medicine	Academic Year	3

You can only apply for "USTEP", "Long-term Study Abroad Program" or "Short-term Study Abroad Program" from this page. Please go to **Go Global** for details of the program.

※ Please carefully read and understand the **Application Guidelines** before starting to complete the application.
 ※ The submission deadline defers depending on the affiliation and call for applications. Check the instructions given in the Application Guidelines and the notification by the affiliations.
 ※ You cannot apply through this page outside of the application periods.

List of programs open for application: **Program List**

Starting the Application:
 Select either "USTEP", "Long-term Study Abroad Program" or "Short-term Study Abroad Program" and click on the "Next" button.

University-wide Student Exchange Program (USTEP)
 Long-term Study Abroad Program
 Short-term Study Abroad Program

Next

Print out the application using the "Review/Print" button. A new window will open for reviewing and printing.

Application Status

Program Year	Call for Application	Application	Partner University/Program of Choice	Application ID	Application Date	Status	Scholarships Results	Study Abroad Scholarships Results	
2018	Programs by the association of international u	Short-term Study Abroad Program	passed	Study Abroad Programs organized by the association of international universities (2018, summer) AEARU 2018 Student Summer Camp	C180014	2018/04/21	Selected as a candidate	No application data available	Review/Print

The 'help' button opens a new window containing detailed explanation of the page you are currently viewing

※Note that this column “Study Abroad Scholarships Result” is not currently being used to record information, therefore will display “no application” or blank regardless of your actual application status.

This grid gives details of your past and currently active applications. You can check the status and results of your applications under the header ‘Status’.

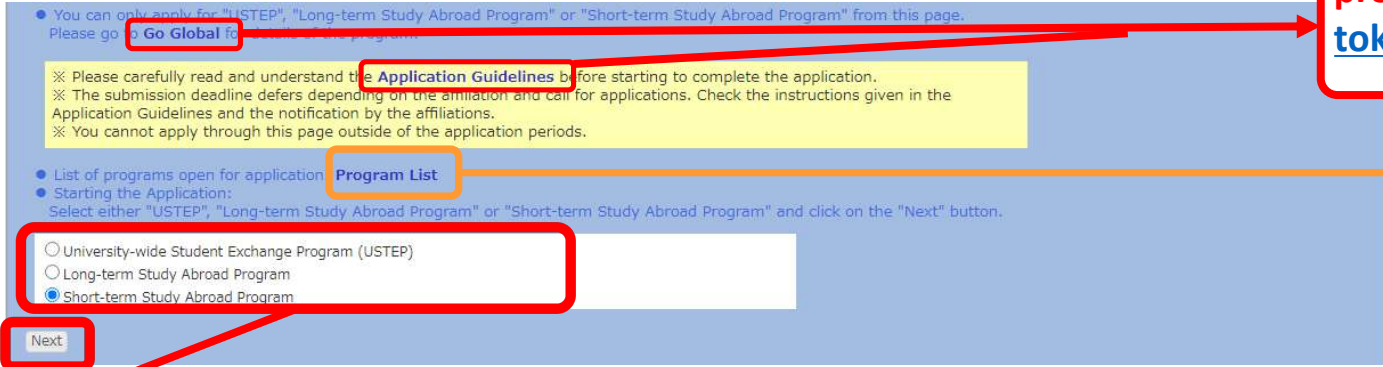
Application Status

Program Year	Call for Application	Application	Partner University/Program of Choice	Application ID	Application Date	Status	Scholarships Results	Study Abroad Scholarships Results	
2018	Programs by the association of international u	Short-term Study Abroad Program	passed	Study Abroad Programs organized by the association of international universities (2018, summer) AEARU 2018 Student Summer Camp	C180014	2018/04/21	Selected as a candidate	No application data available	Review/Print

2. Selecting Programs

① Please select the program you wish to apply for.

Please visit UTokyo's "Go Global" website and carefully read the application guidelines and instructions for each program before applying. <https://www.utokyo.ac.jp/adm/go-global/en/index.html>



Clicking "Program List" opens a new window which lists all programs currently accepting applications.

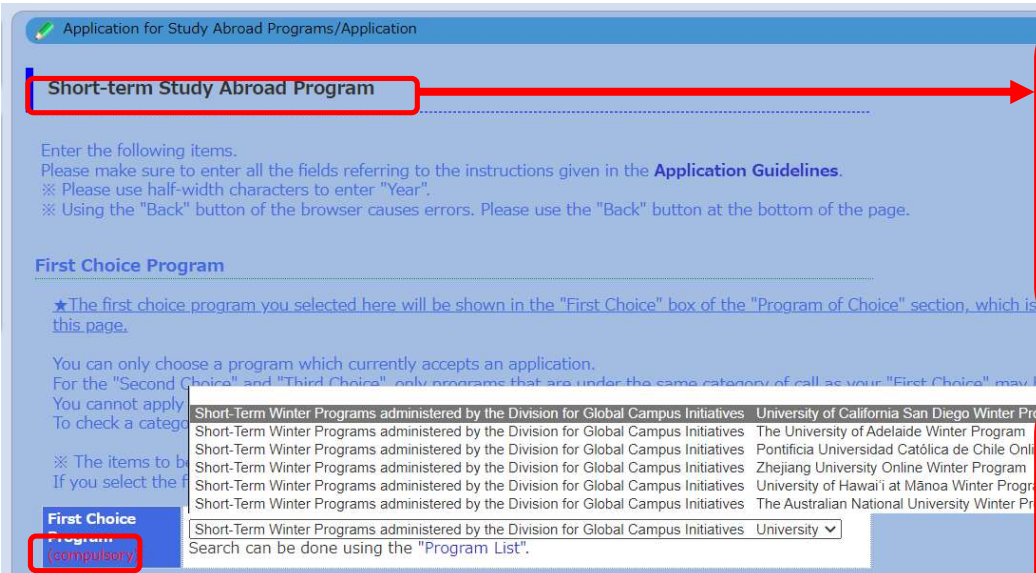
② First, select the category of programs you wish to apply for: "Short-Term Study Abroad Program" Then click "Next".

- ※ If you currently have an incomplete application under one of the three categories above, you cannot make another application under the same category until the previous application has been completed. Attempting to submit a second application will result in an error message.
- ※ If the application period has closed or is not yet open, or you are not eligible to apply for any programs at that time, an error message will appear when you click `next`.

Short-term Study Abroad Program						
No.	Program Year	Call for Application	Program Name	University	Country	Region
1	2022	Short-Term Winter Study Abroad Programs	Short-Term Winter Programs administered by the Division for Global Campus Initiatives University of California San Diego Winter Program	University of California San Diego	United States of America	North America
2	2022	Short-Term Winter Study Abroad Programs	Short-Term Winter Programs administered by the Division for Global Campus Initiatives The University of Adelaide Winter Program	The University of Adelaide	Australia	Oceania
3	2022	Short-Term Winter Study Abroad Programs	Short-Term Winter Programs administered by the Division for Global Campus Initiatives Pontificia Universidad Católica de Chile Online Winter Program	Pontificia Universidad Católica de Chile	Chile	South America
4	2022	Short-Term Winter Study Abroad Programs	Short-Term Winter Programs administered by the Division for Global Campus Initiatives Zhejiang University Online Winter Program	Zhejiang University	China	Asia
5	2022	Short-Term Winter Study Abroad Programs	Short-Term Winter Programs administered by the Division for Global Campus Initiatives University of Hawai'i at Mānoa Winter Program	University of Hawai'i at Mānoa	United States of America	North America
6	2022	Short-Term Winter Study Abroad Programs	Short-Term Winter Programs administered by the Division for Global Campus Initiatives The Australian National University Winter Program	The Australian National University	Australia	Oceania

3-1. Filling out the Application Form (basic information)

Please fill in all sections from top to bottom. Follow the instruction in blue on the screen and make sure to fill in all sections.



Once you select your desired category of program, you will be directed to an application form.
※If you selected “short-term”, you will be asked to select a sub-category of short-term programs you wish to apply for from a drop-down menu before filling out the form.

- For questions with multiple choices, click on the gray arrow to display the options.
- When provided, please read all instructions carefully.
- Please use half-width/one-byte alphanumeric digits (default digits on English-language keyboards) when entering your date of birth.
- Required fields displayed are denoted with the word “compulsory” in red.

★Errors are not checked ‘as you go’, but only once the form has been submitted.
If your form contains errors, the fields that require correction will be denoted in red at the top of the page and beside the corresponding fields.

3-2. Filling out the Application Form (basic information)

Details already registered on UTAS (name, contact number, affiliated department, etc.) are automatically filled in.

1. Name

Enter your name as written in your passport.

In Japanese Character	[blacked out]
In Japanese "furigana"	[blacked out]
In English as written in your passport (compulsory)	[input field]

2. Basic Information

Student ID No.	[blacked out]	Application ID	[input field]
Date of Birth	[input field]	Age	20 years old (as of 1 April 2018)
Gender	dfemale		
Nationality	Japan		
Do you have permanent residence status in Japan? ※ For non-Japanese	<input type="radio"/> Yes <input type="radio"/> No <input checked="" type="radio"/> Exemption (Japanese national) ※ (If other nationality) Please tick relevant box.		
Awarded Japanese Government Scholarships?	No		

3. Contact Details

Cell Phone Number	[blacked out]	E-Mail ※Not cell phone	[blacked out]@co.jp
Address	〒2270062 [blacked out]		

4. Emergency Contact Details of Next-of-Kin etc.

Name	[blacked out]	Relationship	[input field]
Telephone Number	[blacked out]		
Address	〒2270062 [blacked out]		

5. Current Academic Affiliation and Year

Faculty/Graduate School	Faculty of Medicine	Department	School of Medicine
Date of Enrollment	2016/04	Academic Year	3

※ The following fields will be completed automatically based on your information registered on UTAS:

- Name
- Basic information
- Contact information
- Emergency contact information
- Affiliated department
- Year of study

If any of the above are incorrect, please amend your details via the "Student Information" tab on the UTAS homepage. If you cannot change the information, please ask the relevant section of the faculty or graduate school of your affiliation. Please note that the International Education Promotion Group (studyabroad.adm[atmark]gs.mail.u-tokyo.ac.jp) cannot deal with the matter).

All notifications regarding your application will be sent to this email address (your registered email address on UTAS). Please enter an e-mail address that can receive files as attachments and check the e-mail inbox regularly following your submission. **No mobile phone and iCloud addresses!**

※ You can edit your registered email by clicking the "Student Information" tab on the UTAS homepage, and then selecting "email settings".

3-3. Filling out the Application Form (UTokyo Affiliated Department)

6. Academic Affiliation and Year at Time of the program period

Department: If you will be a graduate student, please clarify the program you will be enrolled in: Master's Program or Doctoral Program. (ex. Area Studies, Master's Program)

Faculty/Graduate School (compulsory)	<input type="text"/>
Department (compulsory)	<input type="text"/> ※ If it has not been decided yet, please enter "TBA".
Date of Enrollment (compulsory)	<input type="text"/> / <input type="text"/> <input type="text"/>
Academic Year (compulsory)	<input type="text"/>
Condition of Status	<input checked="" type="radio"/> Same as current <input type="radio"/> Tentatively offered <input type="radio"/> Requested
Name of Academic Advisor	<input type="text"/> ※ Only to be filled in if you already know your academic advisor. If not, please enter "N/A".
Extension	<input type="text"/> ※ Only to be filled in if you already know your academic advisor. If not, please enter "N/A".

If you do not have a supervisor or equivalent, write 'no supervisor' in this space. If you already have a supervisor or equivalent at UTokyo, write their name in the space. You must notify them of your application to the program in advance and receive approval from the supervisor. Then fill in the date you received approval in the application on "17. Approval of your academic supervisor".

※ Be sure to enter the department you will be affiliated with at UTokyo at the start of the program, even if your current affiliation is different.

Enter the official names of your affiliation. For postgraduate students, please indicate your program (Master's/doctorate).

3-4. Filling out the Application Form (GPA Grading Coefficient)

University-wide Summer/Winter Programs

do not require students to enter credits from institutions other than UTokyo.

▼ 7. Grading Coefficient

Grading Coefficient for All Years from Enrollment	Grade Point 2.93 (BA : 2.93 MA : 0.00 PhD : 0.00)
Grading Coefficient for Previous Year	Grade Point 2.94

※ If you have grades from schools other than UTokyo, enter them in the sections "Numbers of Credits from External Studies" and "External Studies" of the "Number of Credits from Previous Academic Year" highlighted in yellow. Please use half-width characters when entering.

Recalculating Grading Coefficient Please recalculate your Grading Coefficient if you have grades from schools other than UTokyo.

● Grading Coefficient for All Years from Enrollment

Grade				Grade Point	Number of Credits from External Studies				Number of Credits from Studies at UTokyo				Grade Point x Number of Credits				
4-Grade System	5-Grade System				BA	MA	PhD	Total	BA	MA	PhD	Total	BA	MA	PhD	Total	
	A	S	100-90	3	<input type="text"/>	<input type="text"/>	<input type="text"/>	0	0	0	0	0	0	0	0	0	
Excellent	A	B	A	89-80	3	<input type="text"/>	<input type="text"/>	<input type="text"/>	0	65	0	0	65	195	0	0	195
Good	B	C	B	79-70	2	<input type="text"/>	<input type="text"/>	<input type="text"/>	0	5	0	0	5	10	0	0	10
Fair	C	D	C	69-60	1	<input type="text"/>	<input type="text"/>	<input type="text"/>	0	0	0	0	0	0	0	0	0
Fail	D	F	F	59~	0	<input type="text"/>	<input type="text"/>	<input type="text"/>	0	0	0	0	0	0	0	0	0
Total						0	0	0	0	70	0	0	70	205	0	0	205

● Grading Coefficient for Previous Year

Grade				Grade Point	Number of Credits from Previous Academic Year		Grade Point x Number of Credits	
4-Grade System	5-Grade System				External Studies	Internal Studies		Total
	A	S	100-90	3	<input type="text"/>	0	0	
Excellent	A	B	A	89-80	3	<input type="text"/>	15	45
Good	B	C	B	79-70	2	<input type="text"/>	1	2
Fair	C	D	C	69-60	1	<input type="text"/>	0	0
Fail	D	F	F	59~	0	<input type="text"/>	0	0
Total						0	16	47

※ Grading Coefficient is calculated based on the grades written on your academic records

3-5. Filling out the Application Form (First Choice)

At the beginning of the application for Short-Term Study Abroad Programs, please select the program you wish to attend the most as your first choice.

The screenshot shows the 'Application for Study Abroad Programs/Application' interface. The 'Short-term Study Abroad Program' section is active. Below the instructions, there is a 'First Choice Program' dropdown menu. A red box highlights the dropdown, and a red arrow points from it to a callout box. Below the dropdown is a search bar with the text 'Search can be done using the "Program List".' Below that is a 'Program Search' tool with a search bar and a table of results.

No.	Program Year	Call for Application	Program Name	University	Country	Region
1	2022	Short-Term Winter Study Abroad Programs	Short-Term Winter Programs administered by the Division for Global Campus Initiatives University of California San Diego Winter Program	University of California San Diego	United States of America	North America
3	2022	Abroad Programs	Campus Initiatives Pontificia Universidad Católica de Chile Online Winter Program	Chile	Chile	South America
		Short-Term	Short-Term Winter Programs			

Once you select your first choice, the application form related to your first choice will be shown.

*Each time you change your first choice, the form will be automatically refreshed. Please only start filling out the information after you decide on the program you wish to apply for, because the application form may differ by program.

*There are various types of Short-Term Study Abroad programs, and we may consider the applications concurrently. However, even if the application period may be the same for certain programs, you must submit applications to each program separately.

Programs can also be selected using the "Program Search" tool.

Your first-choice program will be reflected in the "Program of choice" in a later form. When you enter your second and other choices, you will be able to choose a program from the same category as your first choice.

The screenshot shows the '8. Program of Choice' section. It includes a dropdown menu for the program, a 'Notes' field, a 'Study Abroad Period (compulsory)' field with date pickers, and a 'Second Choice' dropdown menu.

3-6. Filling out the Application Form (Selecting a Program)

8. Program of Choice

University of Hawai'i at Mānoa and The Australian National University programs are only for undergraduate students who enrolled in or after April of 2018 and are not in the final academic year. (If you are not targeted student, do not choose these program).

You can only choose a program which currently accepts an application. For the "Second Choice" and "Third Choice", only programs that are under the same category of call as your "First Choice" may be selected. You cannot apply for programs of multiple categories of call using one application form. To check a category of call, please make a search using the "Program List".

※ The items to be entered will change depending on program you choose.

Calculate the days

Program Short-Term Winter Programs administered by the Division for Global Campus Initiatives University of California San Diego Winter Program

Notes Enter name or details of courses of your preference, if any.

Study Abroad Period (Compulsory) From [] / [] / [] to [] / [] / [] (Year/Month/day)

Second Choice

Program [Short-Term Winter Programs administered by the Division for Global Campus Initiatives University]

Notes Enter name or details of courses of your preference, if any.

Study Abroad Period From [] / [] / [] to [] / [] / [] (Year/Month/day)

Third Choice

Program []

Notes Short-Term Winter Programs administered by the Division for Global Campus Initiatives University of California San Diego Winter Program
Short-Term Winter Programs administered by the Division for Global Campus Initiatives The University of Adelaide Winter Program
Short-Term Winter Programs administered by the Division for Global Campus Initiatives Pontificia Universidad Católica de Chile Online Winter Program
Short-Term Winter Programs administered by the Division for Global Campus Initiatives Zhejiang University Online Winter Program
Short-Term Winter Programs administered by the Division for Global Campus Initiatives University of Hawai'i at Mānoa Winter Program
Short-Term Winter Programs administered by the Division for Global Campus Initiatives The Australian National University Winter Program

Study Abroad Period to [] / [] / [] (Year/Month/day)

Your first choice, selected before, will be reflected here. You cannot change your first choice from here.

Please enter the program period. (Again, please read the requirements carefully and make sure the dates, especially the year, are correct.)

*Click "Calculate the days" on the upper right, to calculate the number of days from the entered study abroad period.

From 2023 / 02 / 20 to 2023 / 03 / 10 (Year/Month/day) 19 days

For your second and third choices, you will be able to choose programs from the same category as your first choice.

Programs can also be selected using the "Program List" tool.

Filter Clear

※ Items in blue will be entered in the application form when clicked on.
※ You can filter using country names, etc.

No.	Program Year	Call for Application	Program Name	University	Country	Region
1	2022	Short-Term Winter Study Abroad Programs	Short-Term Winter Programs administered by the Division for Global Campus Initiatives University of California San Diego Winter Program	University of California San Diego	United States of America	North America
2	2022	Short-Term Winter Study Abroad Programs	Short-Term Winter Programs administered by the Division for Global Campus Initiatives The University of Adelaide Winter Program	The University of Adelaide	Australia	10 Oceania

3-7. Filling out the Application Form (Language Proficiency ~ Applications to Other Programs)

9. Language Proficiency (It is not necessary to submit language proficiency. Please fill in ①).

If you are not submitting any TOEFL iBT/IELTS scores, please state you are applying for programs which do not require submission of the scores on ①.

● TOEFL iBT · IELTS Score ※ Please use half-width characters when entering.

	R	L	S	W	Total	Date of Test
TOEFL iBT	<input type="text"/>	<input type="text"/>	<input type="text"/>	<input type="text"/>	(Automatic Calculation)	<input type="text"/>
IELTS	<input type="text"/>	<input type="text"/>	<input type="text"/>	<input type="text"/>	<input type="text"/>	<input type="text"/>

① Reason for not submitting TOEFL iBT/IELTS score ※ Please complete if you are not submitting.
 ※ Please state clearly if you are only applying for programs which do not require submission of TOEFL iBT/IELTS scores.

② If you filled in ① and the reason is that you are currently enrolled in a degree course/program taught in English, please describe the name of the course/program.

● English test scores other than IELTS/TOEFL iBT or name and scores of tests for languages other than English

1	Test	<input type="text"/>	Score	<input type="text"/>
2	Test	<input type="text"/>	Score	<input type="text"/>
3	Test	<input type="text"/>	Score	<input type="text"/>
4	Enter test other than those shown above			

10. Applications to Other Programs

If applying (or planning on applying) to programs or events other than this program, please list the program names and period.

If you submit TOEFL iBT or IELTS scores, **enter a valid score and date in accordance with the application guidelines**. Use half-width characters when entering.
 *If you enter your TOEFL iBT/IELTS scores in the box above, you are required to attach proof of these scores (submitting the form without attachments will result in an error message).

If you are not required to submit TOEFL iBT/IELTS scores, state you are applying for programs which do not require submission of the scores in ①).
 *Completing this field deactivates the option to 'attachment' at the bottom of this page.

Write down any other necessary information based on the instruction.

Select the required language proficiency test level from the pull-down-menu.

3-8. Filling out the Application Form (Special Notes~Essays)

11. Special Notes

In principle, a student can participate in only one program, however, students may be allowed to participate in multiple programs depending on the programs' schedules and application situation. If students wish to participate in multiple programs, they need to state as such in this section. Please fill in if there are other considerations to note. If you are currently studying abroad, note the host country/institution/program name and duration of the study abroad program.

Write down the necessary information based on the instruction.

12. Confirmation of Personal Information

As UTAS "Overseas Study" is used for diverse programs, you can choose "Yes" or "No" in this section. However, the program you are applying is only for UTokyo students and UTokyo students will participate in the program as a group. Therefore, please understand it is virtually impossible not to share your contact information (such as e-mail address) with other participants from UTokyo and choose "Yes".

If you pass the internal screening, would you like us to share your contact information (name and e-mail) with other UTokyo students who are candidates for the same partner university to exchange information?

Yes No

After participation, if there is a prospective student who wishes to hear past participant's experience, can we pass your information (name and e-mail) with them?

Yes No

Choose "Yes" after reading the instruction.

13. Profile, Personality, Skills etc.

Make sure to indicate year and month clearly.

List your academic and employment history since high school.
If you have experience living abroad, list the country, duration and purpose.

(Compulsory/within 1,000 letters)

Write a brief note on any points you would like to highlight, such as extracurricular activities, volunteering, personality, skills etc.

(Compulsory/within 1,000 letters)

List your academic and employment history since high school and make sure to indicate the year and month clearly in Profile. Exceeding the character limits will result in an error message.

14. Statement of Purpose or Reason Why You Wish to Participate in this Program

State purpose or reason around 400 letters in Japanese or 600 letters in English per program you choose in "8. Program of Choice". Follow the instruction in the format on the following page (<https://www.u-tokyo.ac.jp/adm/go-global/en/program-list-short-onlinewinter.html>). Even if you choose only first choice in "8. Program of Choice", state purpose or reason around 600 letters.

(Compulsory/within 2,000 letters)

State purpose or reason in around **400 letters in Japanese or 250 words in English per program** you chose in "8. Program of Choice. Exceeding the letter limits will result in an error message. Try to write in a reader-friendly manner.

3-9. Filling out the Application Form (Confirmation)

▼ 15. Contact Email Address

Regarding this application, UTokyo will send messages to your email address registered to UTAS (3. Contact Details). Please make sure to check the inbox regularly. Please enter "Yes" to the following box upon your confirmation.

▼ 16. Confirmation

If you acknowledge and agree to Application Guidelines and Written Oath, please enter "Yes" to the following box upon your confirmation.

▼ 17. Approval of your academic supervisor (See."Guidelines 4. (4)")

Students who already have supervisors at the University must notify them of their application to the program in advance and receive their consent. Please fill in the date you received it. If you do not have academic supervisor, fill in "N/A".

▼ 18. Confirmation on the points to be noted concerning participating in the program

Please write down write down ①the affiliation, department, ②Initials of the person from whom you received the explanation, and ③the date and time you received the explanation in "18. Confirmation on the points to be noted concerning participating in the program" (e.g. ①●●Team, Faculty of △△, ②H・T, ③October 21, 10:50).

16. Confirmation
After reading "2. Program Features" in the Application Guidelines and Oath of Understanding Terms and Conditions, please describe the mindset with which you wish to proactively participate in the program. Please write approximately 400 characters in Japanese or approximately 250 words in English (Maximum 500 characters).

Applications without confirmations here in accordance with the instruction will not be accepted. Make sure to confirm them.

3-10. Filling out the Application Form (Attaching Application Documents)

▼ 19. Attachment *Please submit all documents in PDF format (not jpg, etc).

Please submit the necessary document(s) in accordance with the application guidelines. Only one file per item can be uploaded, so if there are more than two documents, put them together in one file.

Academic Record from External Studies	<input type="button" value="ファイルを選択"/>	選択されていません
Copy of page in passport with your photo	<input type="button" value="ファイルを選択"/>	選択されていません
Language Proficiency Certificate (TOEFL iBT・IELTS)	<input type="button" value="ファイルを選択"/>	選択されていません
(All applicants) Written Oath	<input type="button" value="ファイルを選択"/>	選択されていません
Language proficiency certificate (Other than TOEFL iBT・IELTS)	<input type="button" value="ファイルを選択"/>	選択されていません

Make sure to attach all required documents based on the application guideline.

- Only PDF-files can be uploaded/attached
 - Only one file can be attached for each field
- (e.g. you can only attach one file for the scanned copy of 'Academic Record from External Studies (transcript from other than UTokyo)'. If you have scanned multiple pages of your student transcript consists of multiple files, you must convert them into a single PDF file before submitting.)

4. Saving a Draft of an Application Form

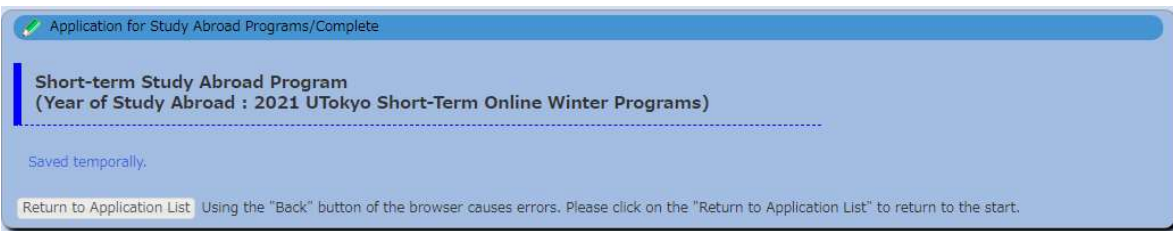
“Application for Study Abroad Programs/Application (海外派遣PG申請/申請)” → “Save Draft (一時保存)”



When you make a new application, the “Overseas study PG application/application” opens as shown. To save a draft of your application, click ‘save draft’ (一時保存)

If there are errors in your application, you draft will not be saved and an error message will appear in red. Please amend all errors before clicking ‘save draft’ again.

The following page should appear to confirm that your draft was successfully saved.



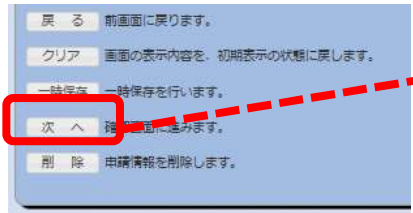
※Please refer to the attachment at the end for the information which will be checked when you save temporarily.

●申請状況										
派遣年	募集回	申請	希望	申請ID	申請日	Status	奨学金 採否	海外留学等 奨学金採否		
2018 - 2019	追加募集	全学交換留学	第1希望 南京大学			一時保存	未申請	未申請	参照・印刷	修正

When you next visit the “Application for Study Abroad Programs/ Application” page, your application will appear as a ‘saved draft’ and an ‘edit’ (修正) button will also be displayed.

5. Submitting an Application Form

“Application for Study Abroad Programs/Application” (海外派遣PG申請/申請) → “Application for Study Abroad Programs/Confirmation” (海外派遣PG申請/確認) : Submit (提出)



Click 'Next' (次へ) on the bottom-left of the screen, as shown

If there are any errors in your application, the application will not be submitted, and an error message will be displayed in red, both at the top of the page and next to each field containing the error. Revise all errors (if any) and click `next`.

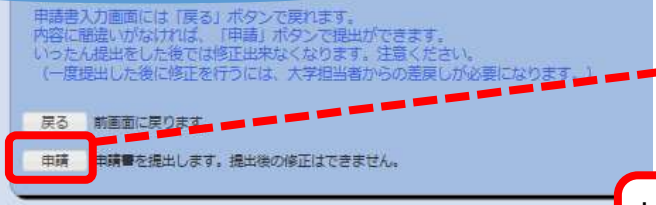
Provided there are no errors, the “Application for Study Abroad Programs/Confirmation (海外派遣PG申請/確認)” screen will be displayed.



Click 'Submit' (申請) on the bottom-left of the screen, as shown.

Upon successful submission of your application, a completion message will appear on-screen.

*** Attention ***
You cannot make changes to an application once it has been submitted. If you need to make changes, you must contact the administrator and request them to 'return' the form. However, you can still view and print your application after submission.



派遣年	募集回	申請	希望	申請ID	申請日	Status	奨学金探否	海外留学等奨学金探否	
2018 - 2019	追加募集	全学交換留学	第1希望 南京大学	A180027	2017/11/16	受付完了	未申請	未申請	参照・印刷

When you return to the “Application for Study Abroad Programs/Application List” (海外派遣PG申請/申請選択) page, your application status will show as `submitted` (受付完了)

6-1. Application Form 'Returned' (Rejection)

Notification of return by e-mail or in "What's New"

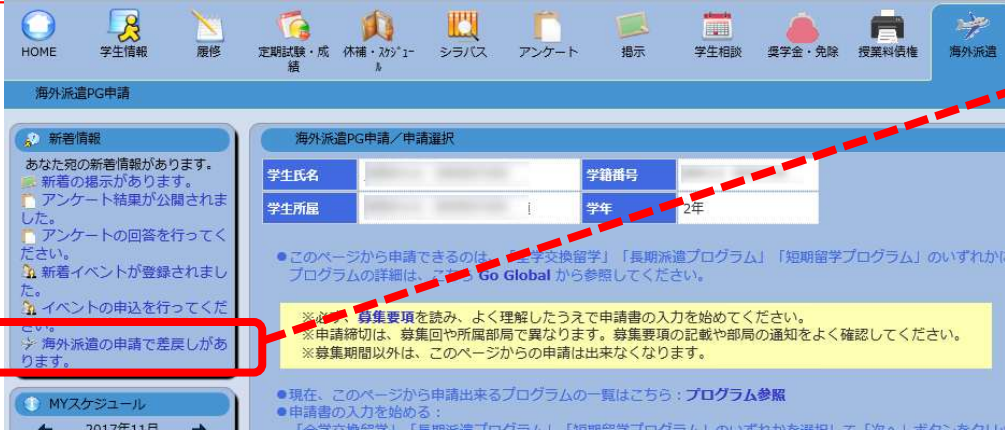
- ① In the event that your application form cannot be processed due to various issues, you will receive an automatically generated e-mail informing you that it has been returned.
 - The automatically generated e-mail will be sent to the e-mail address you registered on UTAS. Therefore, please double check that your address is correct and to check your inbox regularly.
 - * This automatically generated e-mail is sent from an outgoing-only e-mail address, "utas-noreply.adm@gs.mail.u-tokyo.ac.jp". Please do not reply to this address. You may also be contacted by a staff member regarding the return of your application.

In the event that your application has been returned, you will receive an email containing the following message:

Subject: 【海外派遣】短期留学プログラム申請差戻しのお知らせ - 【Study Abroad】 Notification: Application for "Short-term Study Abroad Program" has been returned.

Text:
下記、短期留学プログラムの申請が差戻しになりました。
申請ID：A180001
UTASにて内容を確認してください。
※本メールはUTASから送信されています。
※送信専用アドレスのため、本メールには返信しないでください。

The application below for "Short-term Study Abroad Program" has been returned.
Application ID: "A180001" Please check UTAS for details.
※ Please do not reply to this e-mail as it has been sent by UTAS using an outgoing-only e-mail address.



- ② If your application has been returned, you will also receive a notification in the "What's New" header on UTAS.

6-2. Application Form 'Returned' (Rejection)

If your application form returned after submission, you must revise and resubmit

派遣年	募集回	申請	希望	申請ID	申請日	Status	奨学金 採否	海外留学等 奨学金採否		
2021	UTokyo Short-Term Online Winter Programs	The University of Tokyo Short-Term Online Winter Programs	University of California San Diego	A180024	2017/11/02	申請書修正	未申請	未申請	参照・印刷	修正

If your application form has been returned, its status will appear as 'review application' (申請書修正) and a 'revise' (修正) button will become available.

海外派遣PG申請/申請

Short-term Study Abroad Program
(Year of Study Abroad : 2021 UTokyo Short-Term Online Winter Programs)

申請が返戻されています。修正事項等を確認し、必要に応じて修正のうえ、再申請が必要です。

処理日：2017年11月16日

差戻しコメント

- TOEFLスコアの証明書を添付ください。
- 15 留学を希望する理由の文章が途中で切れているようです。14行目 (添付参照ください) 確認のうえ、修正し、再度提出を行ってください。(提出締切：11/30 17:00)

問い合わせ：
国際交流チーム @@@
Email: ookpmopopmop.cp.jp TEL 03-5841-@@@@
(平日9:00-17:00 簡答)

差戻し添付ファイル 全学申請書400037274.xlsx

戻る 前画面に戻ります。

クリア 画面の表示内容を、初期表示の状態に戻します。

一時保存 一時保存を行います。

次へ 確認画面に進みます。

削除 申請情報を削除します。

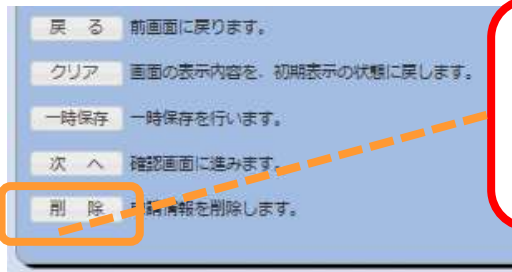
Click "Revise" and open "Application for Study Abroad Programs". Comments from the exchange program staff will be displayed on the top of the screen. A link to an attached file will also be shown, if applicable. Please follow the instructions and revise your application form.

Once you have finished editing, submit the application in the same way as the original.

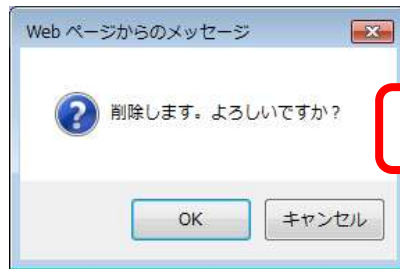
If you have any questions about the applications being returned, please feel free to ask the university staff members, whose number/email address is on the application guide.

7. Deleting an Application

Save temporarily/ Edit the application→Delete



A “Delete” button will be displayed when you open a saved application (“Application for Study Abroad Programs/ Application”).
When the status of the application is in either the “Saved temporality” or “Revise” (needs to be revised as it has been returned), it is possible to delete the application.



Notification appears when you click “Delete”.

Click “OK” and you will be taken to the page confirming deletion when the application has been deleted.



- ※ Please be aware that you cannot restore an application once it has been deleted.
- ※ If you cancel an application that has already been saved, please make sure to delete all unnecessary data. Any remaining data may cause an inconvenience if you make a new application.
- ※ If you cancel an application after it is returned, please inform the relevant university staff member of the cancellation .

8. Printing an Application Form (if necessary)

“Application for Study Abroad Programs/Application” (海外派遣PG申請/申請選択) → “Print and Print Preview” (参照・印刷)

申請書を印刷する場合は「参照・印刷」ボタンから行ってください。申請内容の参照・印刷用のウィンドウが開きます。

派遣年	募集回	申請	希望	申請ID	申請日	Status	奨学金 採否	海外留学等 奨学金採否	
2021	UTokyo Short-Term Online Winter Programs	The University of Tokyo Short-Term Online Winter Programs	University of California San Diego			一時保存	未申請	未申請	参照・印刷 修正

※After saving a draft or submitting your application, the “Print and Print Preview” button will appear

海外派遣PG申請／参照・印刷

申請書を印刷する場合はこの画面から行ってください。

このページを印刷する

Short-term Study Abroad Program
(Year of Study Abroad : 2021 UTokyo Short-Term Online Winter Programs)

1. 氏名

氏名を入力ください (リポートと同じ表記としてください)

Clicking “Print and Print Preview” opens the “Application for Study Abroad Programs/Print and Print Preview” (海外派遣PG申請／参照・印刷) page. To print, click “print this page” (このページを印刷する).



A standard print dialog box will open (may differ from one pictured here depending on your OS, printer, etc.). Change the settings as necessary and select ‘print’.

海外派遣PG申請 1/4 ページ

海外派遣PG申請／参照・印刷

Help

全学交換留学 (派遣年：2018 - 2019 募集期：追加募集)

1. 氏名

氏名を入力ください (リポートと同じ表記としてください)

漢字氏名
フリガナ
パスポート裏面表記 (必要)

2. 基本情報

学籍番号		申請ID	
生年月日	1991年11月	年齢	25歳 (2017年4月1日 現在)
性別	女		
国籍	日本		
日本永住許可 ※外国籍の場合			
国際留学生か	いいえ		

3. 本人の連絡先

携帯電話番号 E-Mail ※携帯不可

住所

The application form will be printed.
※ Please note that attached files will not be printed.



※You cannot make changes to an application once it has been submitted. If you need to make changes, you must contact the administrator and request them to ‘return’ the form. If you want to check the details of your application after submission, please do so from this page.

9. Status of Application

“Application for Study Abroad Programs/Application List ● Status of Application

派遣年	募集回	申請	希望	申請ID	申請日	Status	奨学金探否	海外留学等奨学金探否
2021	UTokyo Short-Term Online Winter Programs	The University of Tokyo Short-Term Online Winter Programs, University of California San Diego Online Winter Program	University of California San Diego			一時保存	未申請	未申請

The current status of your application is shown in the “Status”

Status	Condition
Saved temporarily	Your application has been saved. (You are still able to edit it.)
Submitted successfully	Your application has been successfully submitted. (You are no longer able to edit it.)
Revise	Your application has been returned after submission. (You are able to edit it).

- ※ The result will be displayed after the university’s internal selection process.
- ※ If your application is to be screened by the host universities you are applying to, the result will be displayed after the selection process of the host university.

↓ Programs you have been selected for will be highlighted in red, and details of the results are displayed in the status boxes.
 “Selected as a candidate” (推薦可): you have passed the internal selection and will be recommended to the host university.
 “Admitted successfully” (受入可): you have successfully been accepted by the host university you applied to.

Program Year	Call for Application	Application	Partner University/Program of Choice	Application ID	Application Date	Status	Scholarships Results	Study Abroad Scholarships Results
2021	The University of Tokyo Short-Term Online Summer P	Short-term Study Abroad Program	passed The University of Tokyo Short-Term Online Summer Programs University of Indonesia Online Summer Program: UI - CREATES	C210078	2021/07/15	Selected as a candidate	No application data available	Review/Print

10. Confirmation of results

① UTAS will automatically send you an email on the day the results are released.

- *The email will be sent to the address you have registered in UTAS. Please check your email settings so that you are able to receive it.
- *The email is sent from a send-only address, so please do not send any reply this address.
- * You may also receive another email from staff members. In this case, you may not be notified of the result on the same day as UTAS.

[Example of email] Notification of release of selection results

件名：【海外派遣】短期留学プログラム結果通知 - 【Study Abroad】 Notification: Result of Screening "Short-term Study Abroad Program"

本文：
 全学交換留学 選考の結果が開示されました。ログイン後、海外派遣PG申請画面から確認してください。

区分：短期
 派遣年：2026
 募集回：第68回

※本メールはUTASから送信されています。
 ※送信専用アドレスのため、本メールには返信しないでください。

"Short-term Study Abroad Program" Screening: screening result is now available. Please check from "Application for Study Abroad Programs" after you have logged on.

Program Type: Short-term
 Program Year: 2026
 Call for Application: 68

※ Please do not reply to this e-mail as it has been sent by UTAS using an outgoing-only e-mail address.

② (Cf. page 21) The results can also be seen in the “status” column of the UTAS on the day of release.

● Application Status										
Program Year	Call for Application	Application	Partner University/Program of Choice	Application ID	Application Date	Status	Scholarships Results	Study Abroad Scholarships Results		
2021	The University of Tokyo Short-Term Online Summer P	Short-term Study Abroad Program	passed	The University of Tokyo Short-Term Online Summer Programs University of Indonesia Online Summer Program: UI - CREATES	C210078	2021/07/15	Selected as a candidate	No application data available		Review/Print

11. Inquiries about Exchange Programs

● Inquiries about the application system for exchange programs:

International Education Promotion Group, Education and Student Support
Department

Email : studyabroadfair.adm@gs.mail.u-tokyo.ac.jp

* If you experience errors in the system, please inform us of your student number, applicant number, the name of the pages you are having trouble with and the nature of the problem.

*The International Education Promotion Group is only in charge of “Overseas Study” on the UTAS; Please contact other departments for other functions.

* As indicated on page 6, “2. Basic Information” and “4. Emergency Contact Details of Next-of-Kin etc.” on UTAS cannot be filled out or be changed on the application screen. If students wish to fill in or change these sections, please inquire through the related office of the faculty or graduate school to which you are affiliated. Please make sure that the correct information is in all the sections by the time of application. (Note that Int’l Education Promotion Group cannot deal with the matter).

✕ Inquiries about the contents of exchange programs (e.g. information on the application, contents of programs)

Please contact the department listed in the guidelines of each program.

Thank you!
Now open UTAS
and APPLY!



Application procedures guidance

The Center for Global Education
Short-Term Study Abroad Programs